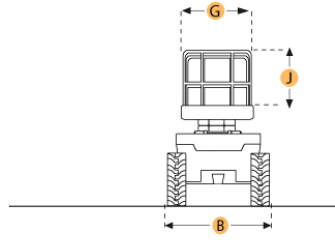
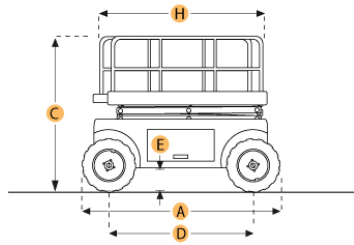


RITCHIE Specs

Everything about Equipment

JLG 2630ES SCISSOR LIFT

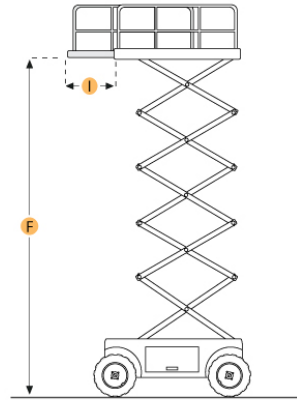


Dimensions

A. OVERALL LENGTH	7.5 ft in	2300 mm
B. OVERALL WIDTH	2.5 ft in	760 mm
C. HEIGHT W/ RAILS	7.2 ft in	2200 mm
D. WHEELBASE	6.2 ft in	1880 mm
E. GROUND CLEARANCE	3.5 in	88 mm

Platform

F. MAX PLATFORM HEIGHT	25.5 ft in	7770 mm
G. PLATFORM WIDTH	29.9 in	760 mm
H. PLATFORM LENGTH	90.6 in	2300 mm
I. DECK EXTENSION	35.4 in	900 mm
J. HEIGHT OF RAILS	3.6 ft in	1100 mm



RITCHIE Specs Everything about Equipment

JLG 2630ES SCISSOR LIFT

Specification

Engine		
SYSTEM VOLTAGE	24 V	
NUMBER OF BATTERIES	4	
BATTERY AMP HOURS	200	
CHARGER AMPS	20 amps	
Operational		
OPERATING WEIGHT	4751 lb	2155 kg
HYDRAULIC SYSTEM FLUID CAPACITY	1.2 gal	4.7 L
MAX SPEED	3 mph	4.8 km/h
TIRE SIZE	16x5	
TIRE FILL/TYPE	Solid, Non-marking	
Platform		
MAX PLATFORM HEIGHT	25.5 ft in	7770 mm
MAX PLATFORM WEIGHT CAPACITY	800.3 lb	363 kg
PLATFORM LENGTH	90.6 in	2300 mm
PLATFORM WIDTH	29.9 in	760 mm
LIFT TIME	40 sec	
LOWER TIME	40 sec	
HEIGHT OF RAILS	3.6 ft in	1100 mm
DECK EXTENSION	35.4 in	900 mm
Dimensions		
OVERALL LENGTH	7.5 ft in	2300 mm
OVERALL WIDTH	2.5 ft in	760 mm
HEIGHT W/ RAILS	7.2 ft in	2200 mm
WHEELBASE	6.2 ft in	1880 mm
TURNING RADIUS	6.8 ft in	2060 mm
GROUND CLEARANCE	3.5 in	88 mm