

Specifications

Models	Z-40/23N		Z-40/23N RJ	
Measurements	US	Metric	US	Metric
Working height maximum*	46 ft 5 in	14.32 m	46 ft 5 in	14.32 m
Platform height maximum	40 ft 5 in	12.32 m	40 ft 5 in	12.32 m
Horizontal reach maximum	22 ft 8 in	6.91 m	22 ft 8 in	6.91 m
Up and over clearance maximum	21 ft 3 in	6.48 m	21 ft 3 in	6.48 m
A Platform length	2 ft 6 in	0.76 m	2 ft 6 in	0.76 m
B Platform width	4 ft 8 in	1.42m	3 ft 10 in	1.17 m
C Height - stowed	6 ft 6 in	1.98 m	6 ft 6 in	1.98 m
D Length - stowed	21 ft 5 in	6.53 m	21 ft 5 in	6.53 m
E Width	4 ft 11 in	1.50 m	4 ft 11 in	1.50 m
F Wheelbase	6 ft 5 in	1.96 m	6 ft 5 in	1.96 m
G Ground clearance - center	7 in	0.18 m	7 in	0.18 m

Productivity

Lift capacity	500 lbs	227 kg	500 lbs	227 kg
Platform rotation	180°		180°	
Vertical jib rotation	128°		128°	
Horizontal jib rotation	—		180°	
Turntable rotation	355° non-continuous		355° non-continuous	
Turntable tailswing	5 in	0.13 m	5 in	0.13 m
Drive speed - stowed	4.5 mph	7.2 km/h	4.5 mph	7.2 km/h
Drive speed - raised**	0.68 mph	1.1 km/h	0.68 mph	1.1 km/h
Gradeability - stowed***	30%		30%	
Turning radius - inside	2 ft 11 in	.87 m	2 ft 11 in	0.87 m
Turning radius - outside	10 ft 6 in	3.20 m	10 ft 6 in	3.20 m
Controls	24 V DC proportional		24 V DC proportional	
Tires - front	22x7x17.75 in	0.56x0.18x0.45 m	22x7x17.75 in	0.56x0.18x0.45 m
Tires - rear	25.6 x 7 in	0.64 x 0.18 m	25.6 x 7 in	0.64 x 0.18 m

Power

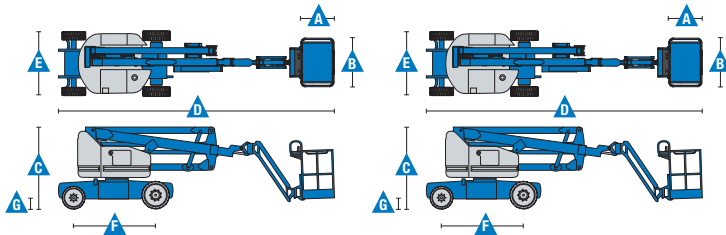
Power source	48 V DC (eight 6 V batteries)		48 V DC (eight 6 V batteries)	
	350 Ah capacity		350 Ah capacity	
Drive system	29 V 3 phase AC		29 V 3 phase AC	
Auxiliary power unit	24 V DC		24 V DC	
Hydraulic tank capacity	8 gal	30.3 L	8 gal	30.3 L

Weight****

	15,230 lbs	6,908 kg	15,300 lbs	6,940 kg
--	------------	----------	------------	----------

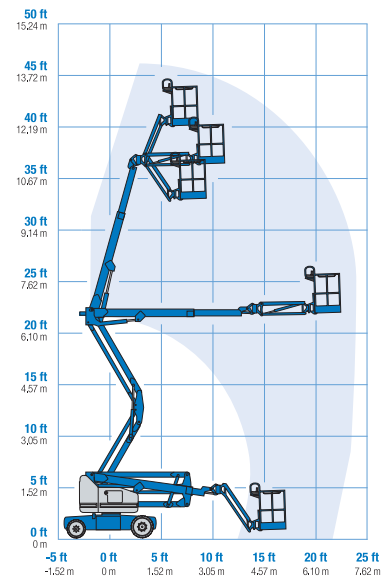
Standards Compliance

ANSI A92.5, CSA B354.4, EN 280, AS 1418.10

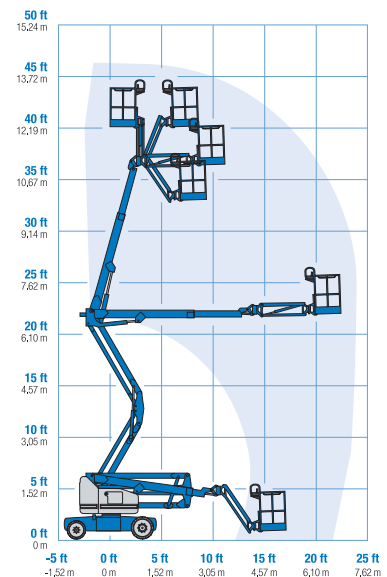


* The metric equivalent of working height adds 2 m to platform height. U.S. adds 6 ft to platform height.
 ** In lift mode *(platform raised), the machine is designed to operate on firm, level surfaces only.
 *** Gradeability applies to driving on slopes. See operator's manual for details regarding slope ratings.
 **** Weight will vary depending on options and/or country standards.

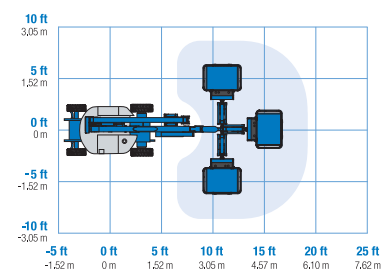
Range Of Motion Z-40/23N



Range Of Motion Z-40/23N RJ



Jib Range Of Motion Z-40/23N RJ



Features

Standard Features

Measurements

Z-40/23N & Z-40/23N RJ

- 46 ft 5 in (14.32 m) working height
- 22 ft 8 in (6.91 m) horizontal reach
- 21 ft 3 in (6.48 m) up and over clearance
- Up to 500 lbs (227 kg) lift capacity

Productivity

- 4 ft 11 in (1.50 m) width
- 2 ft 11 in (.87 m) inside turning radius
- 4 ft (1.22 m) jib boom with 128° working range
- Self-leveling platform
- Hydraulic platform rotation
- Proportional joystick controls
- Thumb rocker steer
- Drive enable
- AC power cord to platform
- Horn
- Hour meter
- Tilt alarm
- Descent, motion, & travel alarms
- Hydraulic filter condition monitor
- 355° non-continuous turntable rotation
- Variable speed high efficiency hydraulic power unit
- AC electric drive system
- Traction control
- On board easy to understand diagnostics

Power

- 48 V DC deep cycle battery pack
- 24 V DC auxiliary power
- Universal 30A battery smart charger
- Battery charge indicator
- Low battery voltage interrupt

Easily Configured To Meet Your Needs

Platform Options

- Steel 4 ft 8 in (1.42 m) (Z40N only)
- Steel 3 ft 10 in (1.17 m)

Jib Options

- 4 ft (1.22 m) jib boom
- 4 ft (1.22 m) horizontal rotating jib boom

Power

- 48 V DC (eight 6 V 350 Ah batteries)

Drive

- 2WD Electric AC

Tire

- Solid rubber non-marking

Options & Accessories

Productivity

- Platform swing gate
- Half-mesh platform inserts with swing gate
- Air line to platform
- Biodegradable hydraulic oil
- Fire resistant hydraulic oil
- Hostile environment kit
- Tool tray
- Fluorescent tube caddy
- Pipe cradle (pair)
- Flashing beacon
- Work light package
- Lockable platform control box cover

Power

- AGM batteries
- 800 watt 120VAC power inverter



* Reduces platform weight capacity to 440 lbs

Genie United States

18340 NE 76th Street
P.O. Box 97030
Redmond, Washington 98073-9730
Telephone +1 (425) 881-1800
Toll Free in USA/Canada +1 (800)-536-1800
Fax +1 (425) 883-3475

Distributed By:

Effective Date: January, 2014. Product specifications and prices are subject to change without notice or obligation. The photographs and/or drawings in this document are for illustrative purposes only. Refer to the appropriate Operator's Manual for instructions on the proper use of this equipment. Failure to follow the appropriate Operator's Manual when using our equipment or to otherwise act irresponsibly may result in serious injury or death. The only warranty applicable to our equipment is the standard written warranty applicable to the particular product and sale and we make no other warranty, express or implied. Products and services listed may be trademarks, service marks or trade names of Terex Corporation and/or their subsidiaries in the USA and many other countries. Genie is a registered trademark of Terex South Dakota, Inc. © 2014 Terex Corporation.