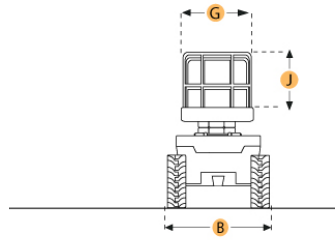
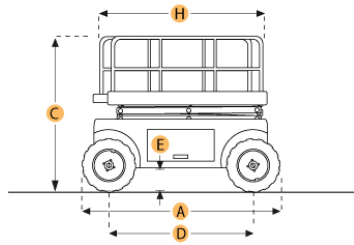


RITCHIE Specs

Everything about Equipment

JLG 3246ES SCISSOR LIFT

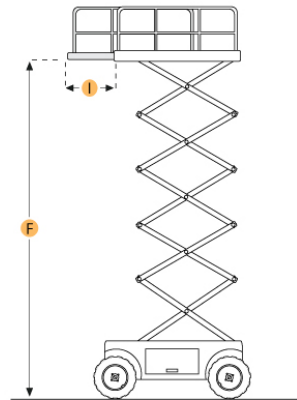


Dimensions

A. OVERALL LENGTH	8.2 ft in	2500 mm
B. OVERALL WIDTH	3.8 ft in	1170 mm
D. WHEELBASE	6.9 ft in	2090 mm
E. GROUND CLEARANCE	5 in	127 mm

Platform

F. MAX PLATFORM HEIGHT	31.8 ft in	9680 mm
G. PLATFORM WIDTH	44.1 in	1120 mm
H. PLATFORM LENGTH	98.4 in	2500 mm
I. DECK EXTENSION	35.4 in	900 mm
J. HEIGHT OF RAILS	3.6 ft in	1100 mm



RITCHIE Specs

Everything about Equipment

JLG 3246ES SCISSOR LIFT

Specification

Engine		
SYSTEM VOLTAGE	24 V	
NUMBER OF BATTERIES	4	
BATTERY AMP HOURS	200	
CHARGER AMPS	20 amps	
Operational		
OPERATING WEIGHT	4779.6 lb	2168 kg
HYDRAULIC SYSTEM FLUID CAPACITY	1.7 gal	6.4 L
MAX SPEED	2.5 mph	4 km/h
TIRE SIZE	16x5	
TIRE FILL/TYPE	Solid, Non-marking	
Platform		
MAX PLATFORM HEIGHT	31.8 ft in	9680 mm
MAX PLATFORM WEIGHT CAPACITY	1000.9 lb	454 kg
PLATFORM LENGTH	98.4 in	2500 mm
PLATFORM WIDTH	44.1 in	1120 mm
LIFT TIME	50 sec	
LOWER TIME	50 sec	
HEIGHT OF RAILS	3.6 ft in	1100 mm
DECK EXTENSION	35.4 in	900 mm
Dimensions		
OVERALL LENGTH	8.2 ft in	2500 mm
OVERALL WIDTH	3.8 ft in	1170 mm
HEIGHT W/O RAILS	6.5 ft in	1970 mm
WHEELBASE	6.9 ft in	2090 mm
TURNING RADIUS	7.9 ft in	2410 mm
GROUND CLEARANCE	5 in	127 mm